

Hoods that work with the function

| Model of the hood | Product number code (PNC) | Model of the hood | Product number code (PNC) |
|-------------------|---------------------------|-------------------|---------------------------|
| X79283MG0 | 942 492 556 | X69454MD10 | 942 492 814 |
| DL8590-M | 942 492 488 | X79263MK10 | 942 492 816 |
| X69453MV01 | 942 492 748 | X79264MD10 | 942 490 424 |
| X69453BV03 | 942 492 750 | DL8560-M | 942 492 489 |
| X81284WG0 | 942 492 760 | X86264MG1 | 942 492 841 |
| X89463MD02 | 942 492 754 | X69453MV01 | 942 492 768 |
| X69453MD02 | 942 492 752 | X69454MV00 | 942 492 848 |
| X79263MK1 | 942 492 755 | X69453BV03 | 942 492 769 |
| DD8694-M | 942 492 478 | X69454BV01 | 942 492 849 |
| X79263MV1 | 942 490 371 | X69453MD02 | 942 492 771 |
| X792263MG0 | 942 492 824 | X69454MD10 | 942 492 850 |
| X78264MG10 | 942 492 818 | X76263MK1 | 942 492 756 |
| X69454MV00 | 942 492 820 | X76263MK10 | 942 492 817 |
| X69454BV01 | 942 492 844 | EFG60563OX | 942 492 866 |
| X812264MG0 | 942 492 815 | EFG90563OX | 942 492 865 |

Hob²Hood

It is an advanced automatic function which connects the hob to a special hood. Both the hob and the hood have an infra — red signal communicator. Speed of the fan is defined automatically on basis of mode setting and temperature of the hottest cookware on the hob. You can also operate the fan from the hob manually.




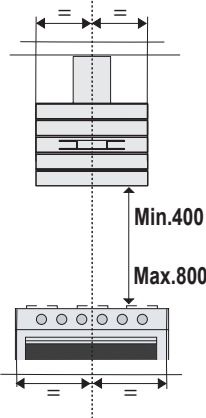
For most of the hoods the remote system is originally deactivated. Activate it before you use the function.




When you operate the appliance with the function:

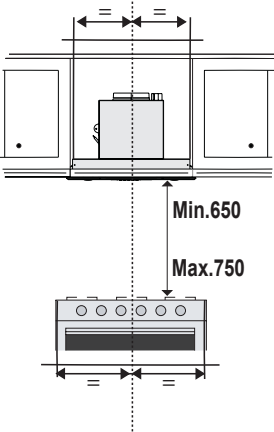
- Protect the hood panel from direct sunlight.
- Do not spot halogen light on the hood panel.
- Do not cover the hob panel. (eg. hand or pan handle)






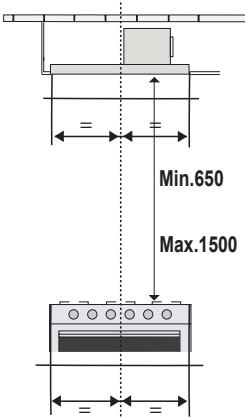
| Model of the hood | Product number code (PNC) |
|-------------------|---------------------------|
| X69453MV01 | 942 492 748 |
| X69453BV03 | 942 492 750 |
| X69454MV00 | 942 492 820 |
| X69454BV01 | 942 492 844 |
| X69453MV01 | 942 492 768 |
| X69453BV03 | 942 492 769 |
| X69454MV00 | 942 492 848 |
| X69454BV01 | 942 492 849 |



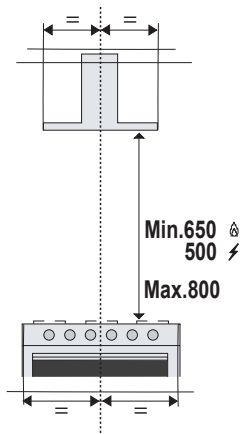


| Model of the hood | Product number code (PNC) |
|-------------------|---------------------------|
| DL8590-M | 942 492 488 |
| DL8560-M | 942 492 489 |
| X78264MG10 | 942 492 818 |
| X86264MG1 | 942 492 841 |
| EFG60563OX | 942 492 866 |
| EFG90563OX | 942 492 865 |

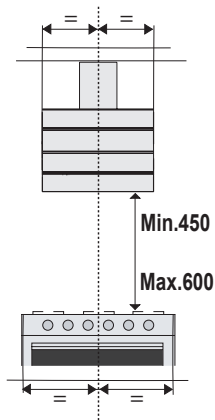




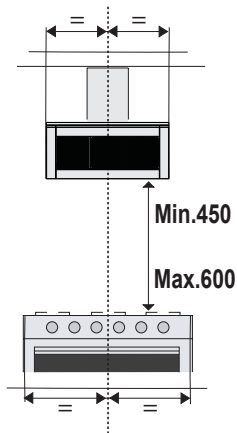
| Model of the hood | Product number code (PNC) |
|-------------------|---------------------------|
| X79283MG0 | 942 492 556 |
| X81284WG0 | 942 492 760 |
| X792263MG0 | 942 492 824 |
| X812264MG0 | 942 492 815 |



| Model of the hood | Product number code (PNC) |
|-------------------|---------------------------|
| X79263MK1 | 942 492 755 |
| X89463MD02 | 942 492 754 |
| X69453MD02 | 942 492 752 |
| X69453MD02 | 942 492 771 |
| X69454MD10 | 942 492 850 |
| X79263MK10 | 942 492 816 |
| X69454MD10 | 942 492 814 |
| X76263MK1 | 942 492 756 |
| X76263MK10 | 942 492 817 |



| Model of the hood | Product number code (PNC) |
|-------------------|---------------------------|
| DD8694-M | 942 492 478 |

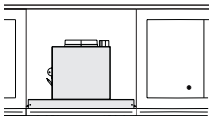
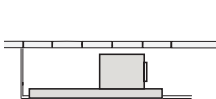








| Model of the hood | Product number code (PNC) |
|-------------------|---------------------------|
| X79263MV1 | 942 490 371 |
| X79264MD10 | 942 490 424 |

RECEIVER ACTIVATION



| Model of the hood | Product number code (PNC) |
|-------------------|---------------------------|
| X79283MG0 | 942 492 556 |
| X81284WG0 | 942 492 760 |
| DL8590-M | 942 492 488 |
| X792263MG0 | 942 492 824 |
| X812264MG0 | 942 492 815 |
| X78264MG10 | 942 492 818 |
| DL8560-M | 942 492 489 |
| X86264MG1 | 942 492 841 |
| EFG60563OX | 942 492 866 |
| EFG90563OX | 942 492 865 |



| | | | | | |
|---|---|---|---|--|---|
|  |  |  |  |  |  |
| L | T1 | T2 | T3 | T4 | |

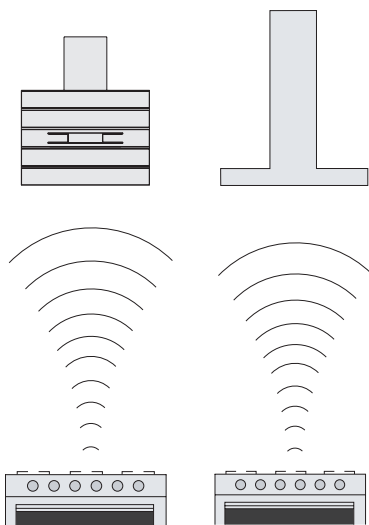
| Button | Function |
|-----------|---|
| T4 | Press and hold for 3 seconds to enable the remote control, indicated by the LED flashing twice. Press and hold for 3 seconds to disable the remote control, indicated by the LED flashing just once. |



These models are supplied with the sensor already activated



| Model of the hood | Product number code (PNC) |
|-------------------|---------------------------|
| X69453MV01 | 942 492 748 |
| X69453BV03 | 942 492 750 |
| X89463MD02 | 942 492 754 |
| X69453MD02 | 942 492 752 |
| X69454MV00 | 942 492 820 |
| X69454BV01 | 942 492 844 |
| X69454MD10 | 942 492 814 |
| X69453MV01 | 942 492 768 |
| X69454MV00 | 942 492 848 |
| X69453BV03 | 942 492 769 |
| X69454BV01 | 942 492 849 |
| X69453MD02 | 942 492 771 |
| X69454MD10 | 942 492 850 |

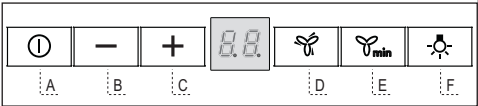
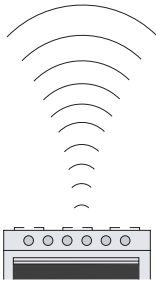
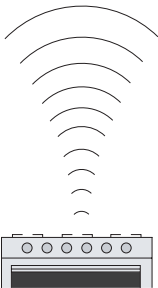
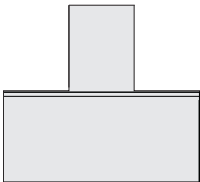
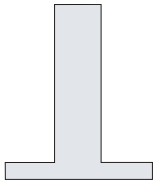


| | | | | | | | | |
|---|---|---|---|---|---|---|---|--|
| | | | | | | | | |
| A | B | C | D | E | F | G | H | |

| Button | Function | Led |
|----------|---|--|
| G | If pressed and held for 5 seconds with the hood and light turned off and no alarm, do: Enables the Remote control. Disables the Remote control. | 2 Flashes Led button C + B 1 Flash Led button C + B |



| Model of the hood | Product number code (PNC) |
|-------------------|---------------------------|
| X79263MK1 | 942 492 755 |
| DD8694-M | 942 492 478 |
| X79263MV1 | 942 490 371 |
| X79263MK10 | 942 492 816 |
| X79264MD10 | 942 490 424 |
| X76263MK1 | 942 492 756 |
| X76263MK10 | 942 492 817 |



| Button | Function | |
|--------|---|--|
| A | If pressed and held for 5 seconds with the hood and light turned off and no alarm, do: Enables the Re-remote control. Disables the Re-remote control. | Display "IR" and the Dot flashing twice Display "IR" and the Dot flashing just once |

