EN INSTALLATION MANUAL
DE INSTALLATIONSANLEITUNG
FR MANUEL D'INSTALLATION
NL INSTALLATIE-INSTRUCTIES
ES MANUAL DE INSTALACIÓN
PT LIVRO DE INSTRUÇÕES PARA INSTALAÇÃO
IT LIBRETTO DI INSTALLAZIONE
SV INSTALLATIONSHANDBOK
NO INSTALLASJONSVEILEDNING
FI ASENNUSOHJEET
DA INSTALLATIONSVEJLEDNING
RU РУКОВОДСТВО ПО УСТАНОВКЕ
ET PAIGALDUSJUHEND
LV UZSTĀDĪŠANAS ROKASGRĀMATA
LT ĮRENGIMO VADOVAS
UK ІНСТРУКЦІЯ ЗІ ВСТАНОВЛЕННЯ
HU ÜZEMBE HELYEZÉSI ÚTMUTATÓ

CS NÁVOD K MONTÁŽI
SK INŠTALAČNÁ PRÍRUČKA
RO MANUAL DE INSTALARE
PL INSTRUKCJA INSTALACJI
HR KNJIŽICE S UPUTAMA
SL NAVODILO ZA NAMESTITEV
EL ΟΔΗΓΙΕΣ ΕΓΚΑΤΑΣΤΑΣΗΣ
TR MONTAJ KITAPÇIĞI
BG РЪКОВОДСТВО ЗА МОНТАЖ
KK ОРНАТУ НҰСҚАУЛЫҒЫ
MK УПАТСТВО ЗА МОНТАЖА
SQ UDHËZUES PËR INSTALIMIN
SR УПУТСТВО ЗА ИНСТАЛИРАЊЕ
AR كتيّب التركيب

EFTC 640

EN Warning! Before proceeding with installation, read the Recommendations and Suggestions in the User Manual.

DE Achtung! Lesen Sie vor Beginn der Installation die Sicherheitshinweise in der Gebrauchsanweisung.

FR Attention! Veuillez lire les consignes de sécurité que contient la Notice d'utilisation avant d'installer l'appareil.

IT Attenzione! Prima di procedere all'installazione, leggere le Avvertenze e Suggerimenti contenute nel Libretto di Uso.

DA Vigtigt! Læs brugsanvisningens instruktioner vedrørende sikkerhed, før installationen påbegyndes.

PT Atenção! Antes de continuar a instalação, leia as informações de segurança no Manual de Utilizador.

ES ¡Atención! Antes de realizar la instalación, lea la información de seguridad del Manual del usuario.

NL Waarschuwing! Lees de veiligheidsinformatie in de gebruikershandleiding voordat u met de installatie begint.

LV Brīdinājums! Pirms turpināt uzstādīšanu, izlasiet lietotāja rokasgrāmatā ietverto drošības informāciju.

NO Advarsel! Les sikkerhetsinformasjonene i bruksanvisningen før du begynner installasjonen.

PL Ostrzeżenie! Przed rozpoczęciem instalacji należy przeczytać informacje dotyczące bezpieczeństwa podane w Instrukcji obsługi.

RO Atenție! Înainte de a trece la instalare, citiți informațiile privind siguranța din Manualul Utilizatorului.

BG Внимание! Преди да пристъпите към инсталирането, прочетете информацията за безопасност в Ръководството за потребителя.

CS Upozornění! Před začátkem instalace si přečtěte bezpečnostní informace v návodu k použití.

EL Προειδοποίηση! Πριν συνεχίσετε με την εγκατάσταση, διαβάστε τις πληροφορίες ασφάλειας στο εγχειρίδιο χρήστη.

ET Hoiatus! Enne paigaldamist lugege läbi kasutusjuhendis olevad ohutusjuhised.

FI Varoitus! Ennen kuin aloitat asennuksen, lue käyttöohjeen sisältämät turvallisuusohjeet.

HR Upozorenje! Prije instalacije pročitajte sigurnosne informacije u Uputama za uporabu.

HU Vigyázat! Mielőtt továbblépne az üzembe helyezéssel, olvassa el a biztonsági információkat a felhasználói kézikönyvben.

LT Įspėjimas! Prieš montuodami perskaitykite saugos informaciją naudojimo instrukcijoje.

SL Opozorilo! Pred nadaljevanjem z namestitvijo preberite varnostna navodila v navodilih za uporabo.

SQ Paralajmërim! Përpara se të kryeni instalimin, lexoni të dhënat e sigurisë në Manualin e Përdorimit.

SR Упозорење! Пре него што приступите инсталирању уређаја, прочитајте информације о безбедности у Упутству за употребу.

SV Varning! Läs säkerhetsanvisningarna i bruksanvisningen innan du fortsätter med installationen.

RU Внимание! Перед тем как приступать к установке, прочтите информацию по технике безопасности в руководстве пользователя.

SK Upozornenie! Pred inštaláciou si prečítajte bezpečnostné pokyny v návode na používanie.

MK Предупредување! Пред да започнете со монтажа, прочитајте ги информациите за безбедност во Упатството за корисник.

AR ـه! قبل البدء بالتركيب، يرجى
ءة تعليمات السلامة الموجودة في
ب تعليمات الاستعمال.

TR Uyarı! Montaj işlemine başlamadan önce, kullanma kılavuzundaki güvenlik bilgilerini okuyunuz.

UK Увага! Перед початком встановлення прочитайте інформацію щодо безпеки у Посібнику користувача.

KK Ескерту! Орнату алдында, пайдаланушы нұсқаулығындағы қауіпсіздік туралы ақпаратты оқыңыз.





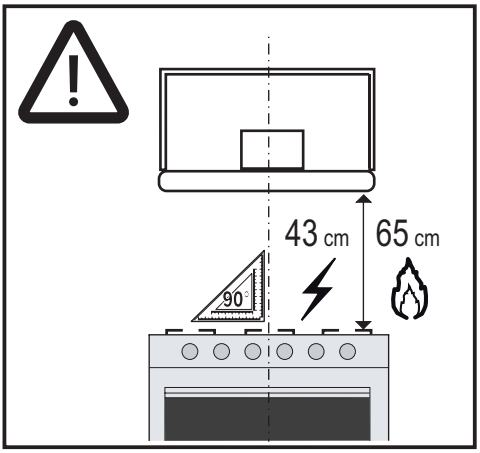
43 cm
65 cm
90°

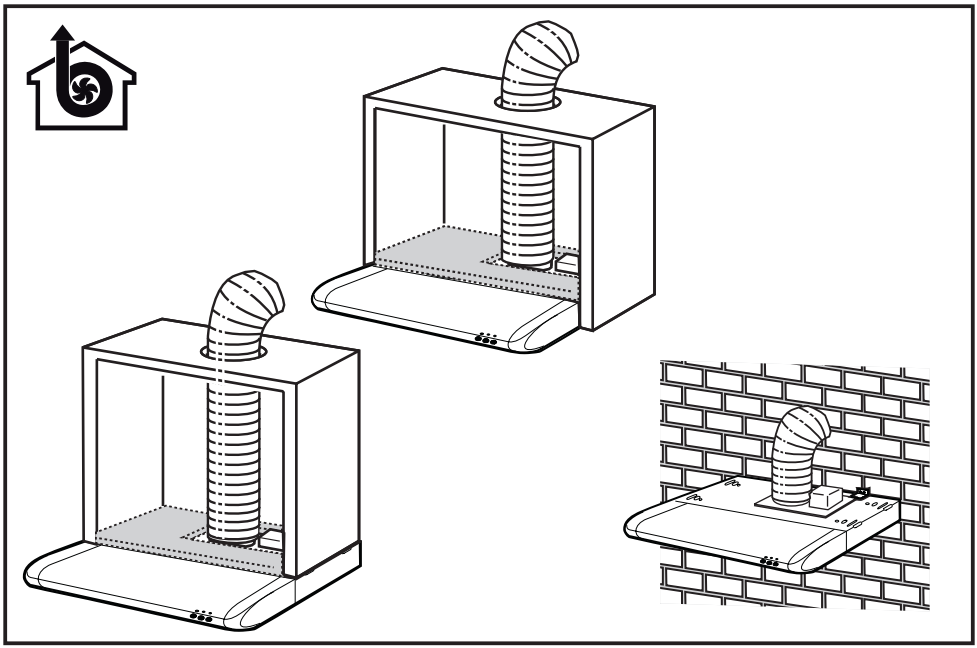

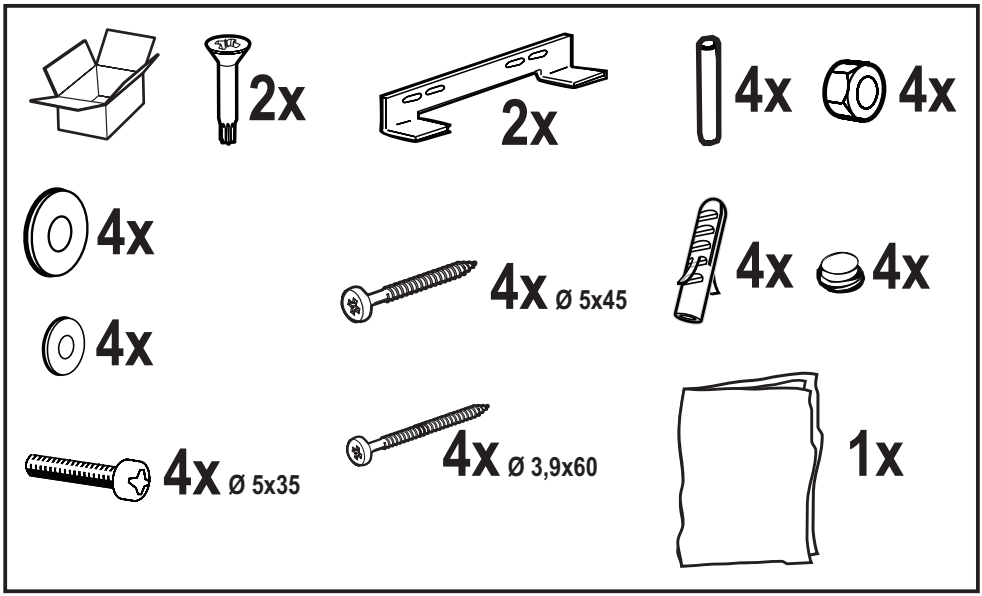
2x
2x
4x
4x
4x
4x
4x Ø 5x45
4x
4x
4x
4x Ø 5x35
4x Ø 3,9x60
1x

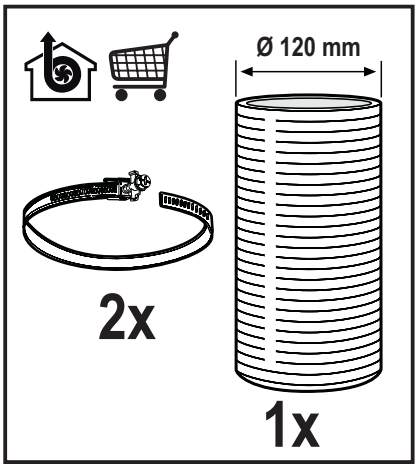
Ø 120 mm
2x
1x

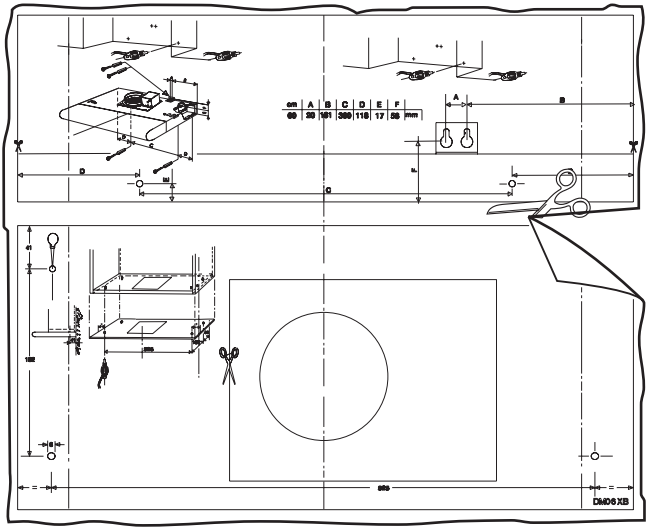

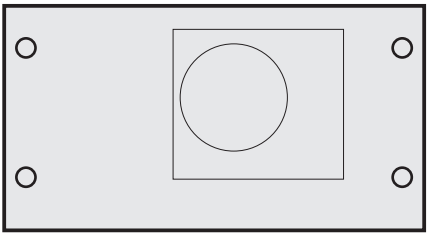

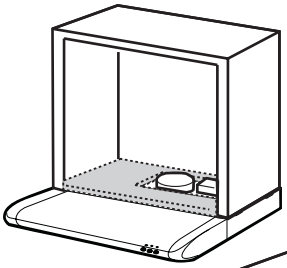



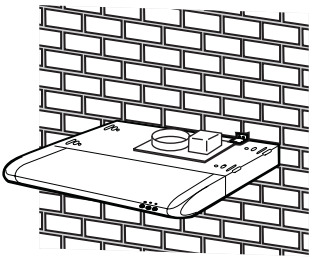

1

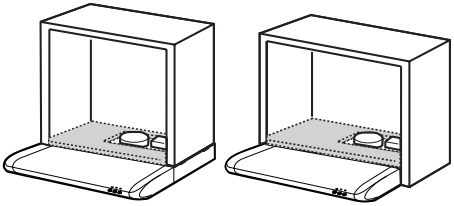

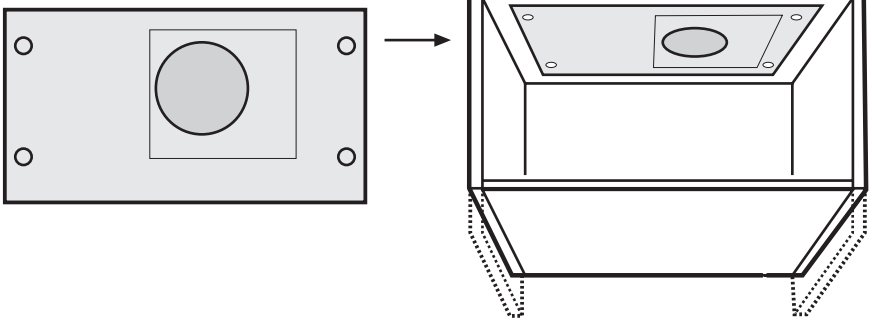

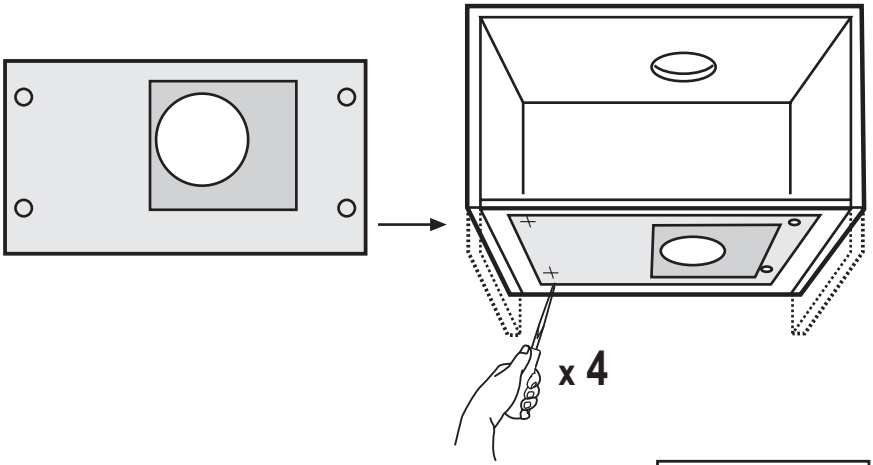

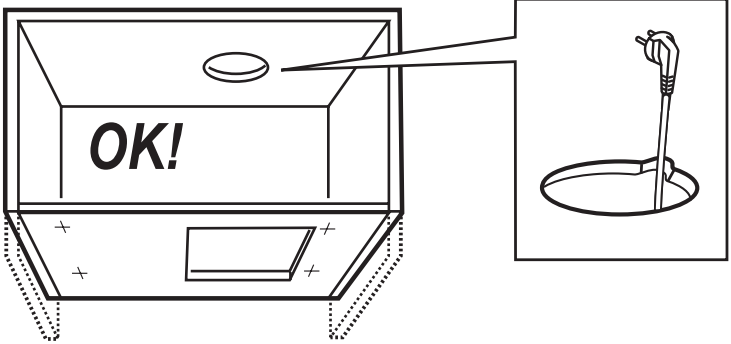

2

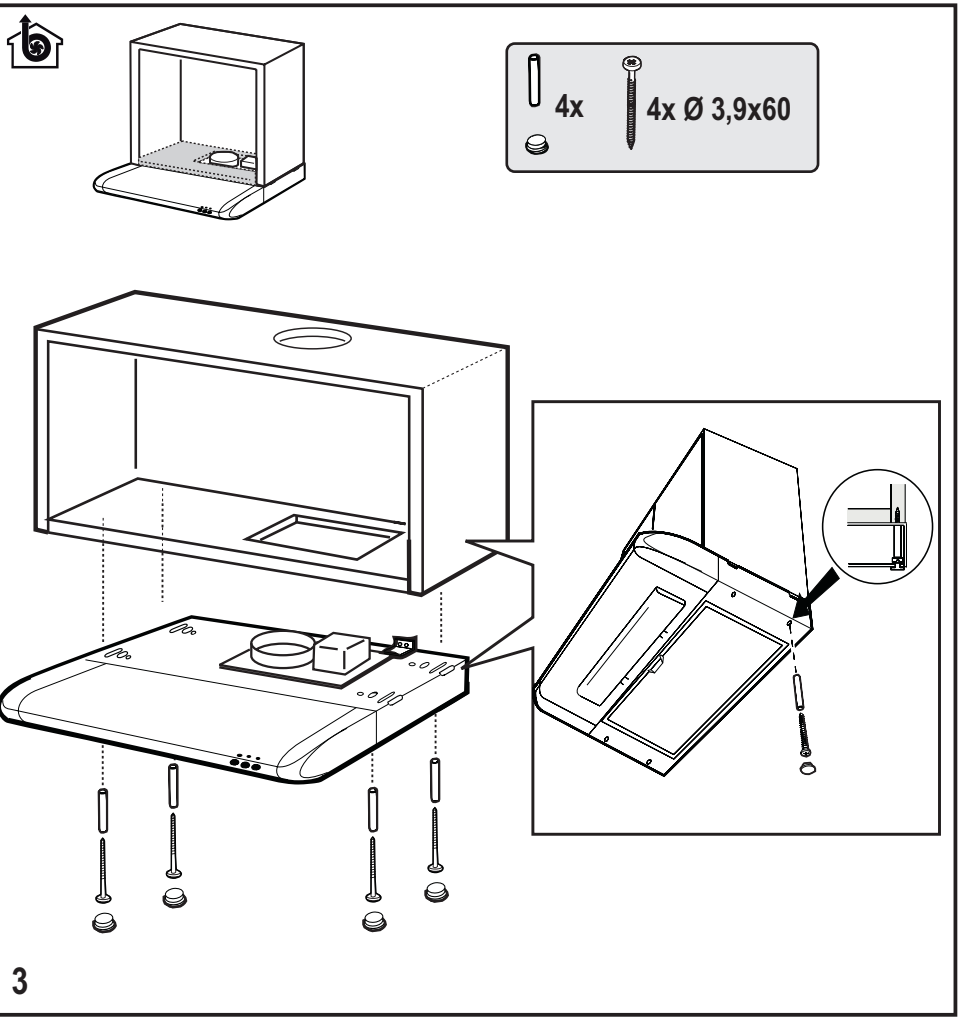
4x
4x Ø 3,9x60
3

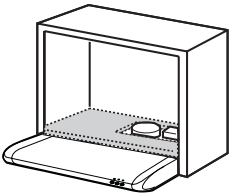

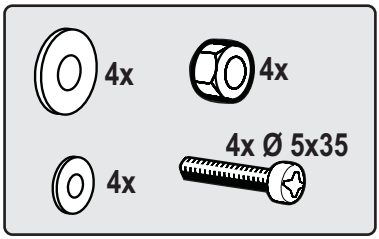

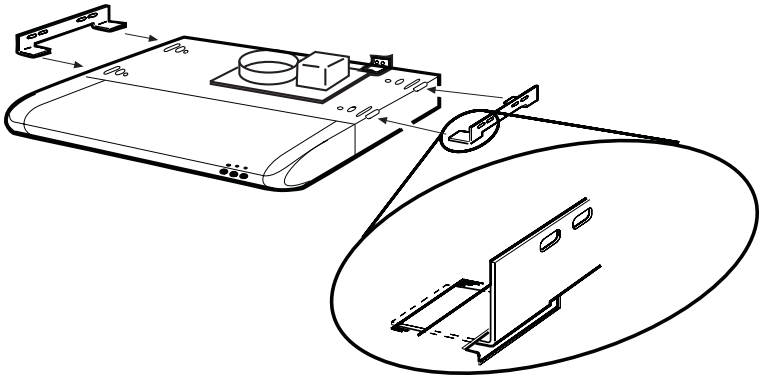

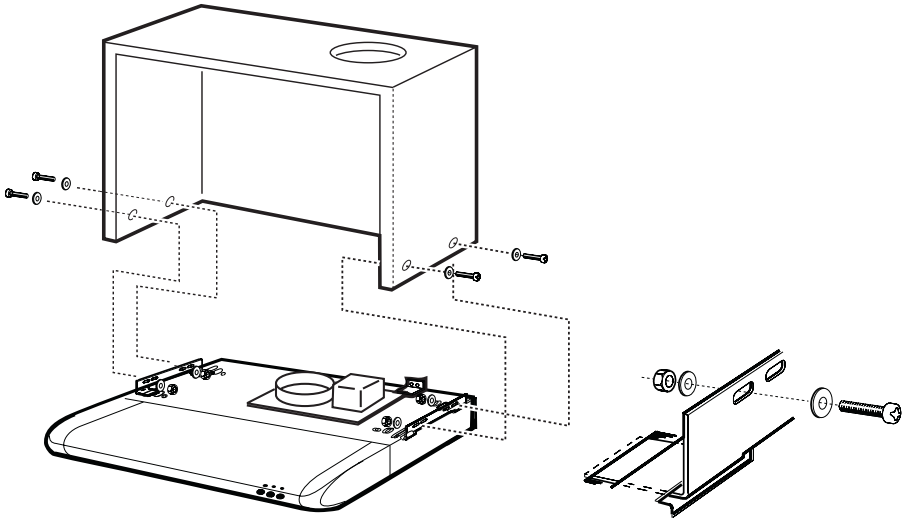

4

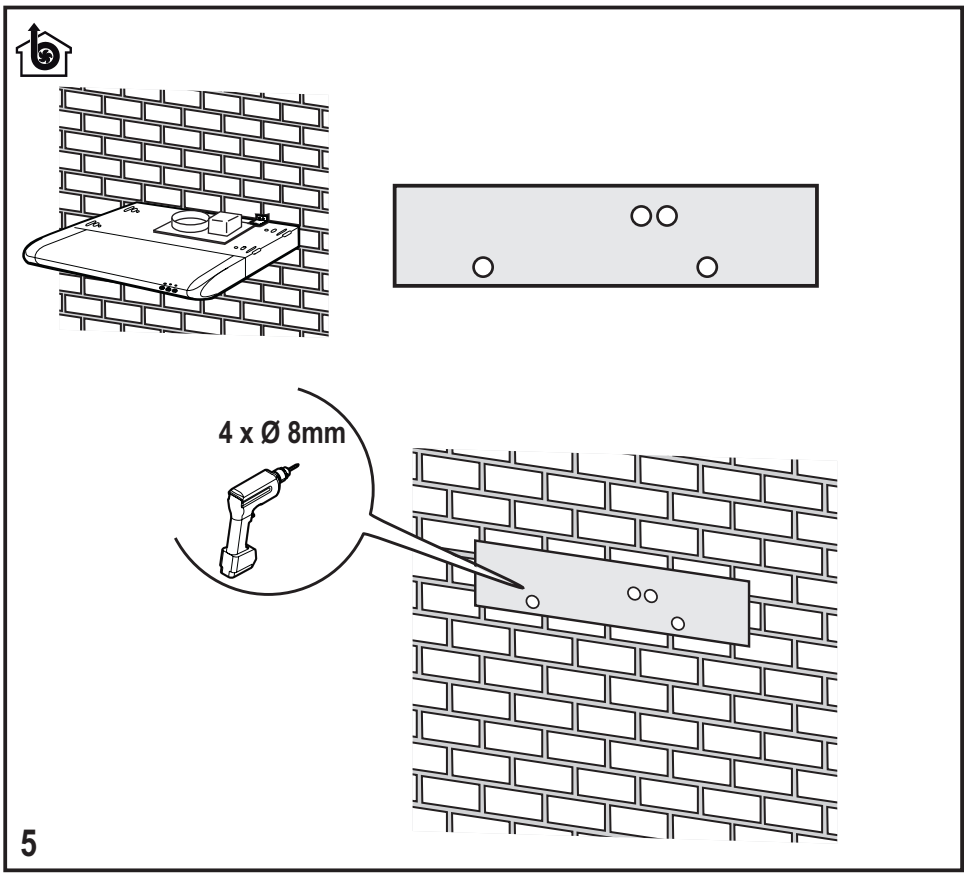
4 x Ø 8mm
5

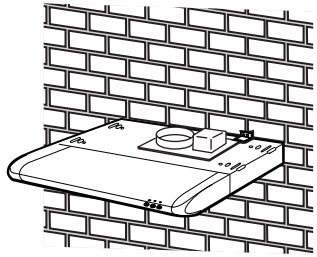

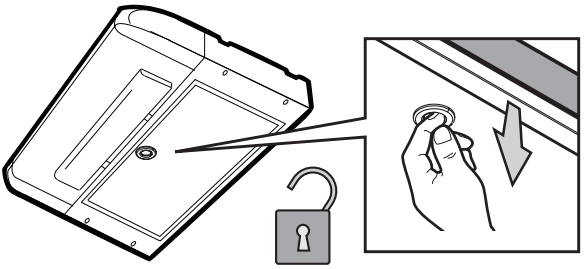

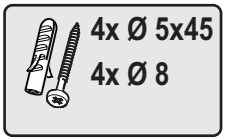

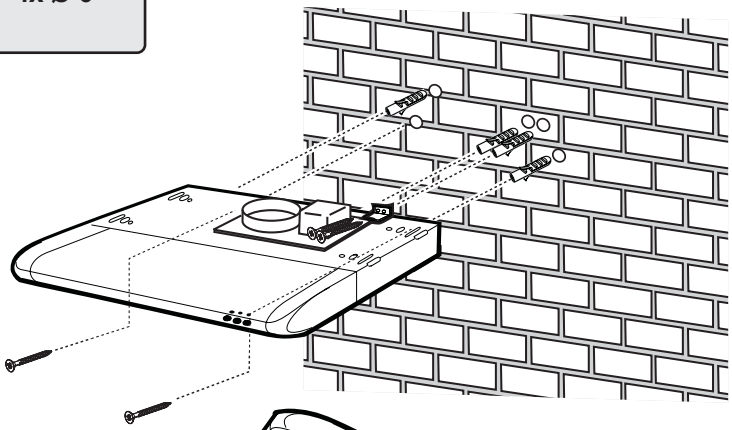

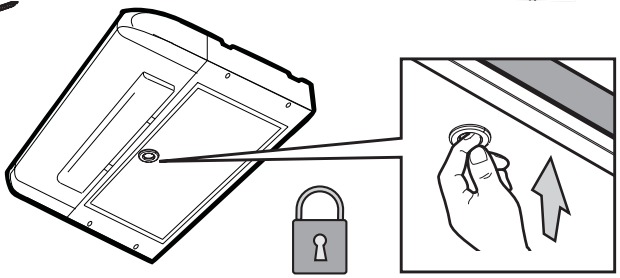

6

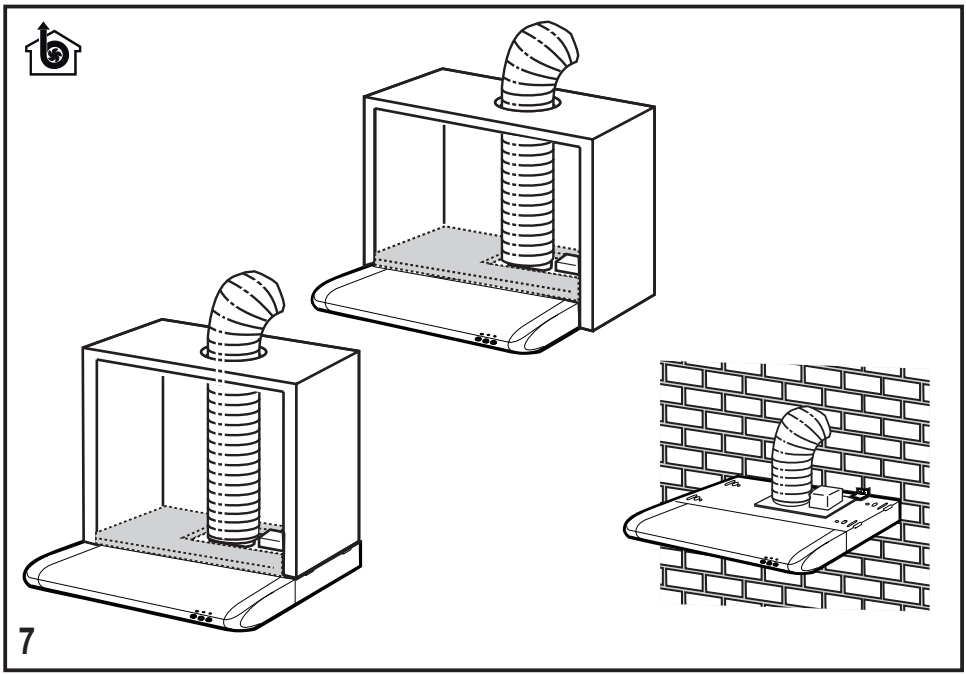
7